

# KONINGS DAM

## DECK PLANS & STATEROOMS

The deck plans are color-coded by category of stateroom, and the category letter precedes the stateroom number in each room. All staterooms are equipped with interactive LED television with On Demand movies, programming and multichannel music; mini-bar; mini-safe; data port; telephone.

**Important Note:** Not all staterooms within each category have the same furniture configuration and/or facilities. Appropriate symbols within the rooms on the deck plans describe differences from the stateroom descriptions below.

All information is subject to change.

### STATEROOM SYMBOL LEGEND

- Quad (2 lower beds, 1 sofa bed, 1 upper)
- ⊙ Triple (2 lower beds, 1 upper)
- Triple (2 lower beds, 1 sofa bed)
- ☞ Double (2 lower beds convertible to 1 king-size bed, no Murphy bed, no sofa bed)
- △ Partially obstructed view
- + Connecting rooms
- ◆ Floor-to-ceiling windows
- \* Shower only
- ▮ Uncovered verandah
- ◆ Staterooms have solid steel verandah railings instead of clear-view Plexiglas® railings
- ♣ Suites have part solid steel, part clear-view Plexiglas® verandah railings

### ACCESSIBILITY STATEROOM SYMBOL LEGEND

- ♿ Suites SA7094, A6150 & A6148, and staterooms VA8147, VA8145, VA8134, VA8132, I-7108, I-7101, I-6131, I-6116, V5171, V5152, I-5129, I-5112, V5057, V5055, V5054, V5052, VH4167, VH4146, VH4107, VH4096, C1134, C1125, C1123, C1121 are fully accessible, roll-in shower only
- ★ Suites B8101 & SA7092 and staterooms K11049, VB11038, VQ10033, VE8142, VD7049, K6185, VC6158, V5051, V5048, FB1172 & E1165 are ambulatory accessible, shower only with small step, step into bathroom, standard interior and exterior door size

For more information regarding accessibility features on our ships please visit the [Accessibility](#) section of our website.

### OCEAN-VIEW STATEROOMS

■ FA ■ FB

**Family:** 2 lower beds convertible to 1 queen-size bed, 1 sofa bed for 2 persons & 1 upper bed. 2 bathrooms — one with bathtub, shower, sink & toilet; one with shower & sink. Approximately 222–231 sq. ft.

■ C ■ E ■ F

**Large:** 2 lower beds convertible to 1 queen-size bed, shower. Approximately 175–282 sq. ft.

■ OO

**Single:** 1 lower bed, shower. Approximately 127–172 sq. ft.

### INTERIOR STATEROOMS

■ I

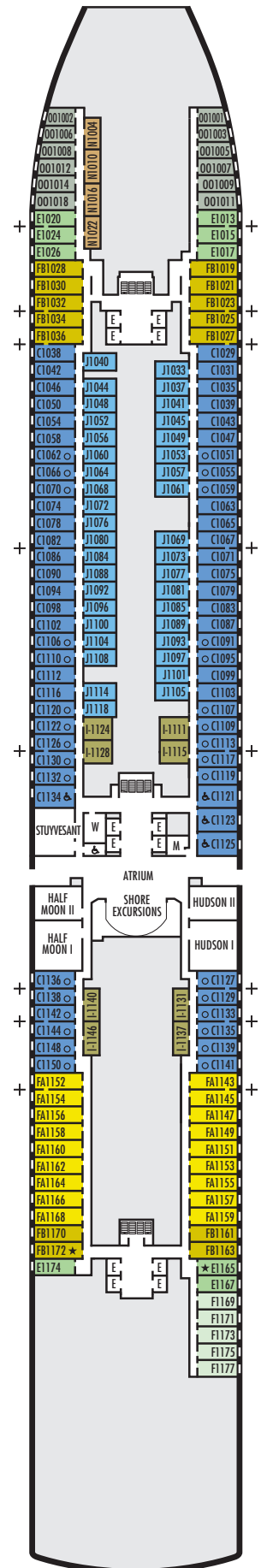
**Large or Standard:** 2 lower beds convertible to 1 queen-size bed, shower. Approximately 143–225 sq. ft.

■ J ■ N

**Standard:** 2 lower beds convertible to 1 queen-size bed, shower. Approximately 143–225 sq. ft.

## DECK 1—MAIN DECK

Staterooms 1001–1177



Main Deck

# KONINGSDAM

## DECK PLANS & STATEROOMS

The deck plans are color-coded by category of stateroom, and the category letter precedes the stateroom number in each room. All staterooms are equipped with interactive LED television with On Demand movies, programming and multichannel music; mini-bar; mini-safe; data port; telephone.

**Important Note:** Not all staterooms within each category have the same furniture configuration and/or facilities. Appropriate symbols within the rooms on the deck plans describe differences from the stateroom descriptions below.

All information is subject to change.

### STATEROOM SYMBOL LEGEND

- Quad (2 lower beds, 1 sofa bed, 1 upper)
- ⊙ Triple (2 lower beds, 1 upper)
- Triple (2 lower beds, 1 sofa bed)
- ☞ Double (2 lower beds convertible to 1 king-size bed, no Murphy bed, no sofa bed)
- △ Partially obstructed view
- + Connecting rooms
- ◆ Floor-to-ceiling windows
- \* Shower only
- ▮ Uncovered verandah
- ◆ Staterooms have solid steel verandah railings instead of clear-view Plexiglas® railings
- ♣ Suites have part solid steel, part clear-view Plexiglas® verandah railings

### ACCESSIBILITY STATEROOM SYMBOL LEGEND

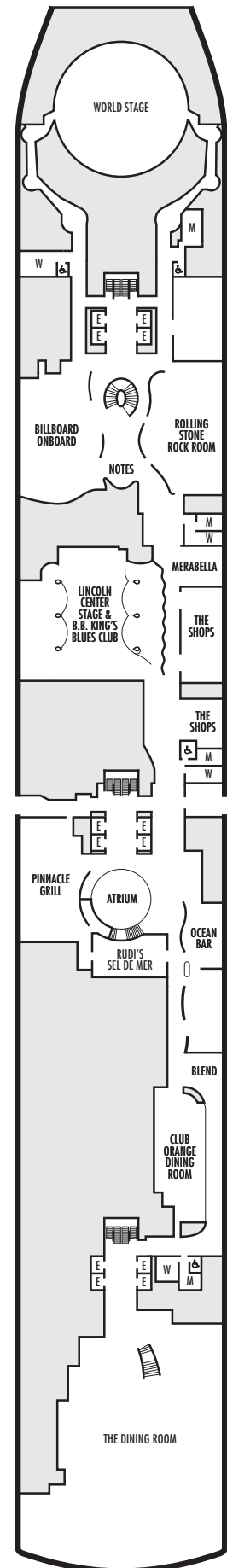
- ♿ Suites SA7094, A6150 & A6148, and staterooms VA8147, VA8145, VA8134, VA8132, I-7108, I-7101, I-6131, I-6116, V5171, V5152, I-5129, I-5112, V5057, V5055, V5054, V5052, VH4167, VH4146, VH4107, VH4096, C1134, C1125, C1123, C1121 are fully accessible, roll-in shower only
- ★ Suites B8101 & SA7092 and staterooms K11049, VB11038, VQ10033, VE8142, VD7049, K6185, VC6158, V5051, V5048, FB1172 & E1165 are ambulatory accessible, shower only with small step, step into bathroom, standard interior and exterior door size

For more information regarding accessibility features on our ships please visit the [Accessibility](#) section of our website.



Plaza Deck

## DECK 2—PLAZA DECK



## KONINGSDAM

### DECK PLANS & STATEROOMS

The deck plans are color-coded by category of stateroom, and the category letter precedes the stateroom number in each room. All staterooms are equipped with interactive LED television with On Demand movies, programming and multichannel music; mini-bar; mini-safe; data port; telephone.

**Important Note:** Not all staterooms within each category have the same furniture configuration and/or facilities. Appropriate symbols within the rooms on the deck plans describe differences from the stateroom descriptions below.

All information is subject to change.

#### STATEROOM SYMBOL LEGEND

- Quad (2 lower beds, 1 sofa bed, 1 upper)
- ⊙ Triple (2 lower beds, 1 upper)
- Triple (2 lower beds, 1 sofa bed)
- ☞ Double (2 lower beds convertible to 1 king-size bed, no Murphy bed, no sofa bed)
- △ Partially obstructed view
- + Connecting rooms
- ◆ Floor-to-ceiling windows
- \* Shower only
- Uncovered verandah
- ◆ Staterooms have solid steel verandah railings instead of clear-view Plexiglas® railings
- ♣ Suites have part solid steel, part clear-view Plexiglas® verandah railings

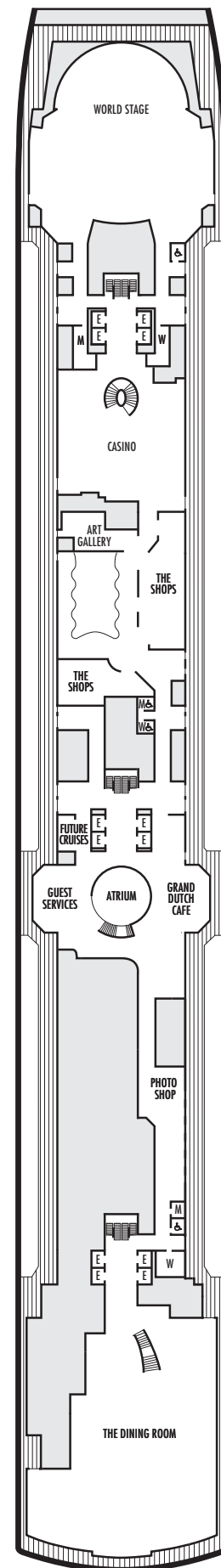
#### ACCESSIBILITY STATEROOM SYMBOL LEGEND

- ♿ Suites SA7094, A6150 & A6148, and staterooms VA8147, VA8145, VA8134, VA8132, I-7108, I-7101, I-6131, I-6116, V5171, V5152, I-5129, I-5112, V5057, V5055, V5054, V5052, VH4167, VH4146, VH4107, VH4096, C1134, C1125, C1123, C1121 are fully accessible, roll-in shower only
- ★ Suites B8101 & SA7092 and staterooms K11049, VB11038, VQ10033, VE8142, VD7049, K6185, VC6158, V5051, V5048, FB1172 & E1165 are ambulatory accessible, shower only with small step, step into bathroom, standard interior and exterior door size

For more information regarding accessibility features on our ships please visit the [Accessibility](#) section of our website.



Promenade Deck



# KONINGS DAM

## DECK PLANS & STATEROOMS

The deck plans are color-coded by category of stateroom, and the category letter precedes the stateroom number in each room. All staterooms are equipped with interactive LED television with On Demand movies, programming and multichannel music; mini-bar; mini-safe; data port; telephone.

**Important Note:** Not all staterooms within each category have the same furniture configuration and/or facilities. Appropriate symbols within the rooms on the deck plans describe differences from the stateroom descriptions below.

All information is subject to change.

### STATEROOM SYMBOL LEGEND

- Quad (2 lower beds, 1 sofa bed, 1 upper)
- ⊙ Triple (2 lower beds, 1 upper)
- Triple (2 lower beds, 1 sofa bed)
- ♣ Double (2 lower beds convertible to 1 king-size bed, no Murphy bed, no sofa bed)
- △ Partially obstructed view
- + Connecting rooms
- ◆ Floor-to-ceiling windows
- \* Shower only
- ▷ Uncovered verandah
- ◆ Staterooms have solid steel verandah railings instead of clear-view Plexiglas® railings
- ♣ Suites have part solid steel, part clear-view Plexiglas® verandah railings

### ACCESSIBILITY STATEROOM SYMBOL LEGEND

- ♣ Suites SA7094, A6150 & A6148, and staterooms VA8147, VA8145, VA8134, VA8132, I-7108, I-7101, I-6131, I-6116, V5171, V5152, I-5129, I-5112, V5057, V5055, V5054, V5052, VH4167, VH4146, VH4107, VH4096, C1134, C1125, C1123, C1121 are fully accessible, roll-in shower only
- ★ Suites B8101 & SA7092 and staterooms K11049, VB11038, VQ10033, VE8142, VD7049, K6185, VC6158, V5051, V5048, FB1172 & E1165 are ambulatory accessible, shower only with small step, step into bathroom, standard interior and exterior door size

For more information regarding accessibility features on our ships please visit the [Accessibility](#) section of our website.



Beethoven Deck

### VERANDAH SUITES

#### SB

**Neptune Suites:** 2 lower beds convertible to 1 king-size bed, bathroom with dual-sink vanity, full-size whirlpool bath & shower & additional shower stall, large sitting area, private verandah, floor-to-ceiling windows. Approximately 465–502 sq. ft. including verandah.

#### AS A BC

**Vista Suites:** 2 lower beds convertible to 1 queen-size bed, shower, sitting area, private verandah, refrigerator, floor-to-ceiling windows. Approximately 260–356 sq. ft. including verandah.

### VERANDAH STATEROOMS

#### VB VF VH

**Verandah:** 2 lower beds convertible to 1 queen-size bed, shower, sitting area, private verandah, floor-to-ceiling windows. All VH-category staterooms have partially obstructed views. Approximately 228–405 sq. ft. including verandah.

### OCEAN-VIEW STATEROOMS

#### E

**Large:** 2 lower beds convertible to 1 queen-size bed, shower. Approximately 175–282 sq. ft.

### INTERIOR STATEROOMS

#### I

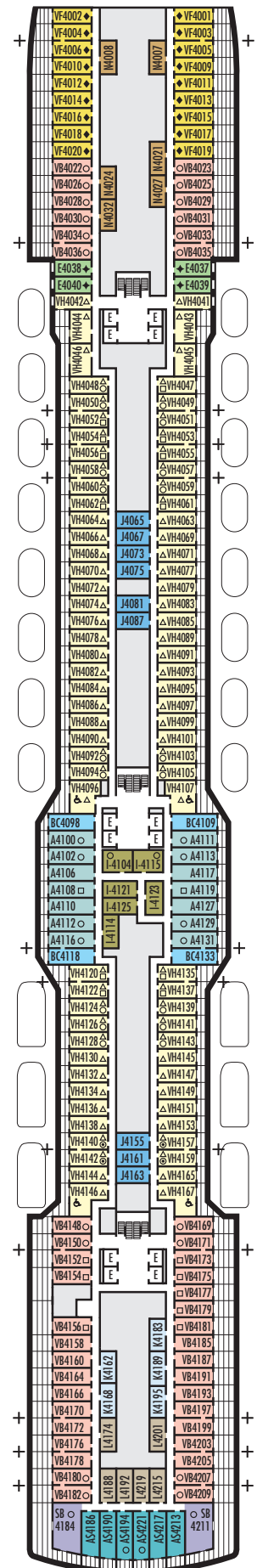
**Large or Standard:** 2 lower beds convertible to 1 queen-size bed, shower. Approximately 143–225 sq. ft.

#### J K L N

**Standard:** 2 lower beds convertible to 1 queen-size bed, shower. Approximately 143–225 sq. ft.

## DECK 4—BEETHOVEN DECK

Staterooms 4001–4221



## KONINGS DAM

### DECK PLANS & STATEROOMS

The deck plans are color-coded by category of stateroom, and the category letter precedes the stateroom number in each room. All staterooms are equipped with interactive LED television with On Demand movies, programming and multichannel music; mini-bar; mini-safe; data port; telephone.

**Important Note:** Not all staterooms within each category have the same furniture configuration and/or facilities. Appropriate symbols within the rooms on the deck plans describe differences from the stateroom descriptions below.

All information is subject to change.

### STATEROOM SYMBOL LEGEND

- Quad (2 lower beds, 1 sofa bed, 1 upper)
- ⊙ Triple (2 lower beds, 1 upper)
- Triple (2 lower beds, 1 sofa bed)
- ☞ Double (2 lower beds convertible to 1 king-size bed, no Murphy bed, no sofa bed)
- △ Partially obstructed view
- + Connecting rooms
- ◆ Floor-to-ceiling windows
- \* Shower only
- ▷ Uncovered verandah
- ◆ Staterooms have solid steel verandah railings instead of clear-view Plexiglas® railings
- ❖ Suites have part solid steel, part clear-view Plexiglas® verandah railings

### ACCESSIBILITY STATEROOM SYMBOL LEGEND

- ♿ Suites SA7094, A6150 & A6148, and staterooms VA8147, VA8145, VA8134, VA8132, I-7108, I-7101, I-6131, I-6116, V5171, V5152, I-5129, I-5112, V5057, V5055, V5054, V5052, VH4167, VH4146, VH4107, VH4096, C1134, C1125, C1123, C1121 are fully accessible, roll-in shower only
- ★ Suites B8101 & SA7092 and staterooms K11049, VB11038, VQ10033, VE8142, VD7049, K6185, VC6158, V5051, V5048, FB1172 & E1165 are ambulatory accessible, shower only with small step, step into bathroom, standard interior and exterior door size

For more information regarding accessibility features on our ships please visit the [Accessibility](#) section of our website.

### VERANDAH SUITES

#### SB

**Neptune Suites:** 2 lower beds convertible to 1 king-size bed, bathroom with dual-sink vanity, full-size whirlpool bath & shower & additional shower stall, large sitting area, private verandah, floor-to-ceiling windows. Approximately 465–502 sq. ft. including verandah.

#### SY

**Signature Suites:** 2 lower beds convertible to 1 king-size bed, 1 Murphy bed for 1 person, 1 sofa bed for 1 person, bathroom with dual-sink vanity, full-size whirlpool bath & shower & additional shower stall, large sitting area, private verandah, floor-to-ceiling windows. Approximately 393–400 sq. ft. including verandah.

#### A

**Vista Suites:** 2 lower beds convertible to 1 queen-size bed, shower, sitting area, private verandah, refrigerator, floor-to-ceiling windows. Approximately 260–356 sq. ft. including verandah.

### VERANDAH STATEROOMS

#### VS V VC VD

**Verandah:** 2 lower beds convertible to 1 queen-size bed, shower, sitting area, private verandah, floor-to-ceiling windows. Approximately 228–405 sq. ft. including verandah.

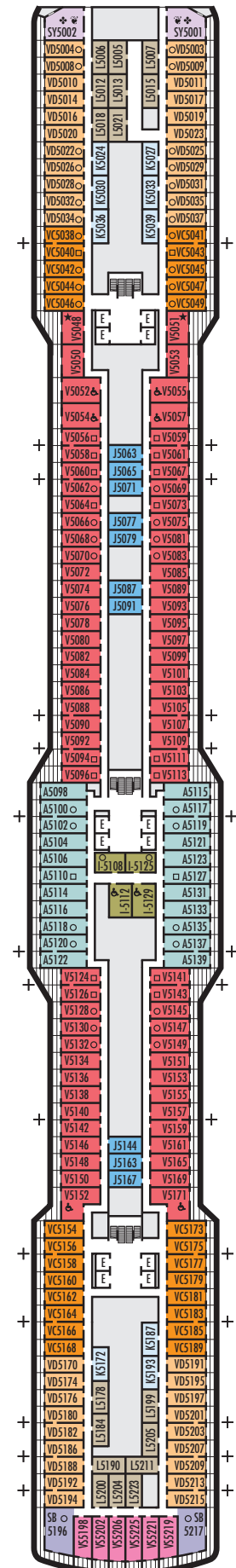
### INTERIOR STATEROOMS

#### I

**Large or Standard:** 2 lower beds convertible to 1 queen-size bed, shower. Approximately 143–225 sq. ft.

#### J K L

**Standard:** 2 lower beds convertible to 1 queen-size bed, shower. Approximately 143–225 sq. ft.



Gershwin Deck

# KONINGS DAM

## DECK PLANS & STATEROOMS

The deck plans are color-coded by category of stateroom, and the category letter precedes the stateroom number in each room. All staterooms are equipped with interactive LED television with On Demand movies, programming and multichannel music; mini-bar; mini-safe; data port; telephone.

**Important Note:** Not all staterooms within each category have the same furniture configuration and/or facilities. Appropriate symbols within the rooms on the deck plans describe differences from the stateroom descriptions below.

All information is subject to change.

### STATEROOM SYMBOL LEGEND

- Quad (2 lower beds, 1 sofa bed, 1 upper)
- ⊙ Triple (2 lower beds, 1 upper)
- Triple (2 lower beds, 1 sofa bed)
- ☞ Double (2 lower beds convertible to 1 king-size bed, no Murphy bed, no sofa bed)
- △ Partially obstructed view
- + Connecting rooms
- ◆ Floor-to-ceiling windows
- \* Shower only
- ▷ Uncovered verandah
- ◆ Staterooms have solid steel verandah railings instead of clear-view Plexiglas® railings
- ♣ Suites have part solid steel, part clear-view Plexiglas® verandah railings

### ACCESSIBILITY STATEROOM SYMBOL LEGEND

- ♿ Suites SA7094, A6150 & A6148, and staterooms VA8147, VA8145, VA8134, VA8132, I-7108, I-7101, I-6131, I-6116, V5171, V5152, I-5129, I-5112, V5057, V5055, V5054, V5052, VH4167, VH4146, VH4107, VH4096, C1134, C1125, C1123, C1121 are fully accessible, roll-in shower only
- ★ Suites B8101 & SA7092 and staterooms K11049, VB11038, VQ10033, VE8142, VD7049, K6185, VC6158, V5051, V5048, FB1172 & E1165 are ambulatory accessible, shower only with small step, step into bathroom, standard interior and exterior door size

For more information regarding accessibility features on our ships please visit the [Accessibility](#) section of our website.



### VERANDAH SUITES

SB

**Neptune Suites:** 2 lower beds convertible to 1 king-size bed, bathroom with dual-sink vanity, full-size whirlpool bath & shower & additional shower stall, large sitting area, private verandah, floor-to-ceiling windows. Approximately 465–502 sq. ft. including verandah.

A BC

**Vista Suites:** 2 lower beds convertible to 1 queen-size bed, shower, sitting area, private verandah, refrigerator, floor-to-ceiling windows. Approximately 260–356 sq. ft. including verandah.

### VERANDAH STATEROOMS

VS V VA VC VD

**Verandah:** 2 lower beds convertible to 1 queen-size bed, shower, sitting area, private verandah, floor-to-ceiling windows. Approximately 228–405 sq. ft. including verandah.

### INTERIOR STATEROOMS

I

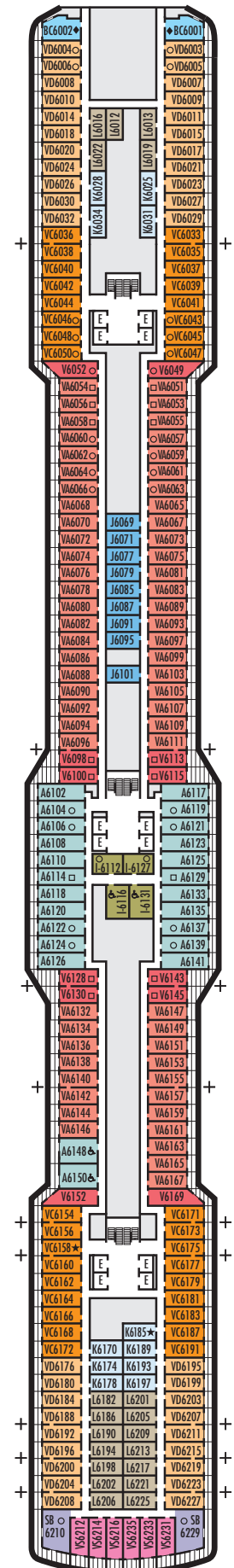
**Large or Standard:** 2 lower beds convertible to 1 queen-size bed, shower. Approximately 143–225 sq. ft.

J K L

**Standard:** 2 lower beds convertible to 1 queen-size bed, shower. Approximately 143–225 sq. ft.

## DECK 6—MOZART DECK

Staterooms 6001–6235



Mozart Deck

## KONINGS DAM

### DECK PLANS & STATEROOMS

The deck plans are color-coded by category of stateroom, and the category letter precedes the stateroom number in each room. All staterooms are equipped with interactive LED television with On Demand movies, programming and multichannel music; mini-bar; mini-safe; data port; telephone.

**Important Note:** Not all staterooms within each category have the same furniture configuration and/or facilities. Appropriate symbols within the rooms on the deck plans describe differences from the stateroom descriptions below.

All information is subject to change.

### STATEROOM SYMBOL LEGEND

- Quad (2 lower beds, 1 sofa bed, 1 upper)
- ⊙ Triple (2 lower beds, 1 upper)
- Triple (2 lower beds, 1 sofa bed)
- ☞ Double (2 lower beds convertible to 1 king-size bed, no Murphy bed, no sofa bed)
- △ Partially obstructed view
- + Connecting rooms
- ◆ Floor-to-ceiling windows
- \* Shower only
- ▷ Uncovered verandah
- ◆ Staterooms have solid steel verandah railings instead of clear-view Plexiglas® railings
- ♣ Suites have part solid steel, part clear-view Plexiglas® verandah railings

### ACCESSIBILITY STATEROOM SYMBOL LEGEND

- ♿ Suites SA7094, A6150 & A6148, and staterooms VA8147, VA8145, VA8134, VA8132, I-7108, I-7101, I-6131, I-6116, V5171, V5152, I-5129, I-5112, V5057, V5055, V5054, V5052, VH4167, VH4146, VH4107, VH4096, C1134, C1125, C1123, C1121 are fully accessible, roll-in shower only
- ★ Suites B8101 & SA7092 and staterooms K11049, VB11038, VQ10033, VE8142, VD7049, K6185, VC6158, V5051, V5048, FB1172 & E1165 are ambulatory accessible, shower only with small step, step into bathroom, standard interior and exterior door size

For more information regarding accessibility features on our ships please visit the [Accessibility](#) section of our website.

### VERANDAH SUITES

#### PS

**Pinnacle Suite:** Bedroom with 1 king-size bed, oversize whirlpool bath & shower & additional shower stall, living room, dining room, dressing room, private verandah with whirlpool, pantry, 1 sofa bed for 2 persons, microwave, refrigerator, guest toilet, private stereo system, floor-to-ceiling windows.  
Approximately 1,290 sq. ft. including verandah.

#### SA SB

**Neptune Suites:** 2 lower beds convertible to 1 king-size bed, bathroom with dual-sink vanity, full-size whirlpool bath & shower & additional shower stall, large sitting area, private verandah, floor-to-ceiling windows.  
Approximately 465–502 sq. ft. including verandah.

#### SS

**Signature Suites:** 2 lower beds convertible to 1 king-size bed, 1 Murphy bed for 1 person, 1 sofa bed for 1 person, bathroom with dual-sink vanity, full-size whirlpool bath & shower & additional shower stall, large sitting area, private verandah, floor-to-ceiling windows.  
Approximately 393–400 sq. ft. including verandah.

#### AS A

**Vista Suites:** 2 lower beds convertible to 1 queen-size bed, shower, sitting area, private verandah, refrigerator, floor-to-ceiling windows.  
Approximately 260–356 sq. ft. including verandah.

### VERANDAH STATEROOMS

#### V VA VD VE

**Verandah:** 2 lower beds convertible to 1 queen-size bed, shower, sitting area, private verandah, floor-to-ceiling windows.  
Approximately 228–405 sq. ft. including verandah.

### OCEAN-VIEW STATEROOMS

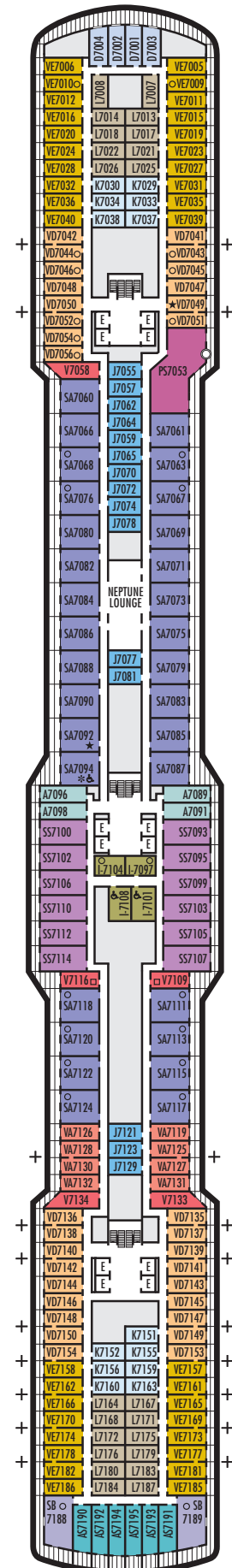
#### D

**Large:** 2 lower beds convertible to 1 queen-size bed, shower.  
Approximately 175–282 sq. ft.

### INTERIOR STATEROOMS

#### I J K L

**Large or Standard:** 2 lower beds convertible to 1 queen-size bed, shower.  
Approximately 143–225 sq. ft.



Schubert Deck

## KONINGSDAM

### DECK PLANS & STATEROOMS

The deck plans are color-coded by category of stateroom, and the category letter precedes the stateroom number in each room. All staterooms are equipped with interactive LED television with On Demand movies, programming and multichannel music; mini-bar; mini-safe; data port; telephone.

**Important Note:** Not all staterooms within each category have the same furniture configuration and/or facilities. Appropriate symbols within the rooms on the deck plans describe differences from the stateroom descriptions below.

All information is subject to change.

### STATEROOM SYMBOL LEGEND

- Quad (2 lower beds, 1 sofa bed, 1 upper)
- ⊙ Triple (2 lower beds, 1 upper)
- Triple (2 lower beds, 1 sofa bed)
- ☞ Double (2 lower beds convertible to 1 king-size bed, no Murphy bed, no sofa bed)
- △ Partially obstructed view
- + Connecting rooms
- ◆ Floor-to-ceiling windows
- \* Shower only
- ▷ Uncovered verandah
- ◆ Staterooms have solid steel verandah railings instead of clear-view Plexiglas® railings
- ♣ Suites have part solid steel, part clear-view Plexiglas® verandah railings

### ACCESSIBILITY STATEROOM SYMBOL LEGEND

- ♿ Suites SA7094, A6150 & A6148, and staterooms VA8147, VA8145, VA8134, VA8132, I-7108, I-7101, I-6131, I-6116, V5171, V5152, I-5129, I-5112, V5057, V5055, V5054, V5052, VH4167, VH4146, VH4107, VH4096, C1134, C1125, C1123, C1121 are fully accessible, roll-in shower only
- ★ Suites B8101 & SA7092 and staterooms K11049, VB11038, VQ10033, VE8142, VD7049, K6185, VC6158, V5051, V5048, FB1172 & E1165 are ambulatory accessible, shower only with small step, step into bathroom, standard interior and exterior door size

For more information regarding accessibility features on our ships please visit the [Accessibility](#) section of our website.

### VERANDAH SUITES

#### SB

**Neptune Suites:** 2 lower beds convertible to 1 king-size bed, bathroom with dual-sink vanity, full-size whirlpool bath & shower & additional shower stall, large sitting area, private verandah, floor-to-ceiling windows. Approximately 465–502 sq. ft. including verandah.

#### B

**Vista Suites:** 2 lower beds convertible to 1 queen-size bed, shower, sitting area, private verandah, refrigerator, floor-to-ceiling windows. Approximately 260–356 sq. ft. including verandah.

### VERANDAH STATEROOMS

#### VS V VA VE VF

**Verandah:** 2 lower beds convertible to 1 queen-size bed, shower, sitting area, private verandah, floor-to-ceiling windows. Approximately 228–405 sq. ft. including verandah.

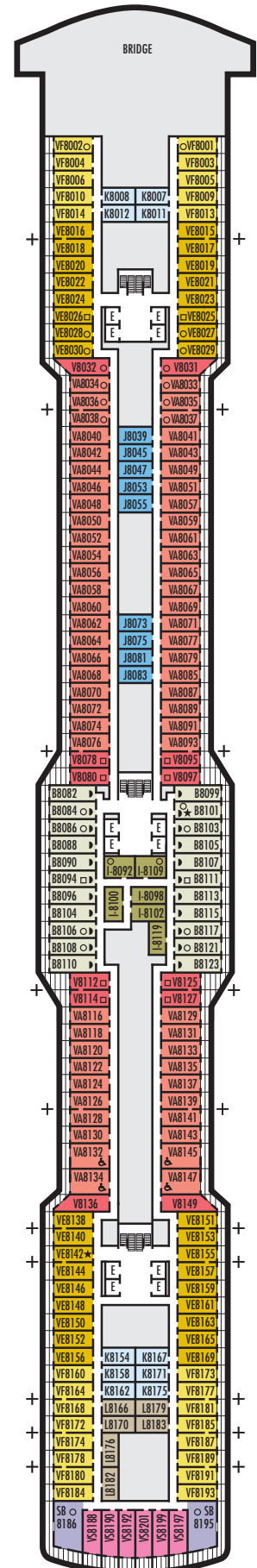
### INTERIOR STATEROOMS

#### I

**Large or Standard:** 2 lower beds convertible to 1 queen-size bed, shower. Approximately 143–225 sq. ft.

#### J K L

**Standard:** 2 lower beds convertible to 1 queen-size bed, shower. Approximately 143–225 sq. ft.





## KONINGS DAM

### DECK PLANS & STATEROOMS

The deck plans are color-coded by category of stateroom, and the category letter precedes the stateroom number in each room. All staterooms are equipped with interactive LED television with On Demand movies, programming and multichannel music; mini-bar; mini-safe; data port; telephone.

**Important Note:** Not all staterooms within each category have the same furniture configuration and/or facilities. Appropriate symbols within the rooms on the deck plans describe differences from the stateroom descriptions below.

All information is subject to change.

#### STATEROOM SYMBOL LEGEND

- Quad (2 lower beds, 1 sofa bed, 1 upper)
- ⊙ Triple (2 lower beds, 1 upper)
- Triple (2 lower beds, 1 sofa bed)
- ☞ Double (2 lower beds convertible to 1 king-size bed, no Murphy bed, no sofa bed)
- △ Partially obstructed view
- + Connecting rooms
- ◆ Floor-to-ceiling windows
- \* Shower only
- ▮ Uncovered verandah
- ◆ Staterooms have solid steel verandah railings instead of clear-view Plexiglas® railings
- ♣ Suites have part solid steel, part clear-view Plexiglas® verandah railings

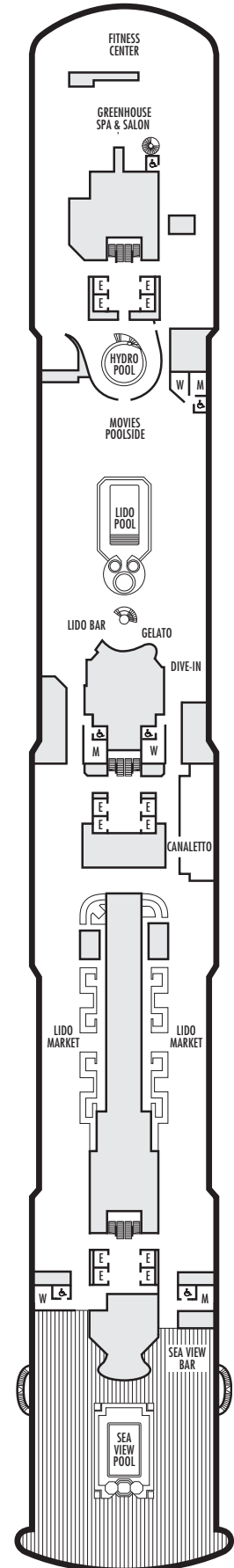
#### ACCESSIBILITY STATEROOM SYMBOL LEGEND

- ♿ Suites SA7094, A6150 & A6148, and staterooms VA8147, VA8145, VA8134, VA8132, I-7108, I-7101, I-6131, I-6116, V5171, V5152, I-5129, I-5112, V5057, V5055, V5054, V5052, VH4167, VH4146, VH4107, VH4096, C1134, C1125, C1123, C1121 are fully accessible, roll-in shower only
- ★ Suites B8101 & SA7092 and staterooms K11049, VB11038, VQ10033, VE8142, VD7049, K6185, VC6158, V5051, V5048, FB1172 & E1165 are ambulatory accessible, shower only with small step, step into bathroom, standard interior and exterior door size

For more information regarding accessibility features on our ships please visit the [Accessibility](#) section of our website.



Lido Deck



## KONINGS DAM

### DECK PLANS & STATEROOMS

The deck plans are color-coded by category of stateroom, and the category letter precedes the stateroom number in each room. All staterooms are equipped with interactive LED television with On Demand movies, programming and multichannel music; mini-bar; mini-safe; data port; telephone.

**Important Note:** Not all staterooms within each category have the same furniture configuration and/or facilities. Appropriate symbols within the rooms on the deck plans describe differences from the stateroom descriptions below.

All information is subject to change.

#### STATEROOM SYMBOL LEGEND

- Quad (2 lower beds, 1 sofa bed, 1 upper)
- ⊙ Triple (2 lower beds, 1 upper)
- Triple (2 lower beds, 1 sofa bed)
- ☞ Double (2 lower beds convertible to 1 king-size bed, no Murphy bed, no sofa bed)
- △ Partially obstructed view
- + Connecting rooms
- ◆ Floor-to-ceiling windows
- \* Shower only
- ▷ Uncovered verandah
- ◆ Staterooms have solid steel verandah railings instead of clear-view Plexiglas® railings
- ♣ Suites have part solid steel, part clear-view Plexiglas® verandah railings

#### ACCESSIBILITY STATEROOM SYMBOL LEGEND

- ♿ Suites SA7094, A6150 & A6148, and staterooms VA8147, VA8145, VA8134, VA8132, I-7108, I-7101, I-6131, I-6116, V5171, V5152, I-5129, I-5112, V5057, V5055, V5054, V5052, VH4167, VH4146, VH4107, VH4096, C1134, C1125, C1123, C1121 are fully accessible, roll-in shower only
- ★ Suites B8101 & SA7092 and staterooms K11049, VB11038, VQ10033, VE8142, VD7049, K6185, VC6158, V5051, V5048, FB1172 & E1165 are ambulatory accessible, shower only with small step, step into bathroom, standard interior and exterior door size

For more information regarding accessibility features on our ships please visit the [Accessibility](#) section of our website.

#### VERANDAH SPA SUITES

##### ■ SQ

**Neptune Spa Suites:** 2 lower beds convertible to 1 king-size bed, bathroom with dual-sink vanity, full-size whirlpool bath & shower & additional shower stall, large sitting area, private verandah, floor-to-ceiling windows. Approximately 465–502 sq. ft. including verandah.

#### VERANDAH SPA STATEROOMS

##### ■ VQ

**Verandah Spa:** 2 lower beds convertible to 1 queen-size bed, shower, sitting area, private verandah, floor-to-ceiling windows. Approximately 228–405 sq. ft. including verandah.

#### OCEAN-VIEW SPA STATEROOMS

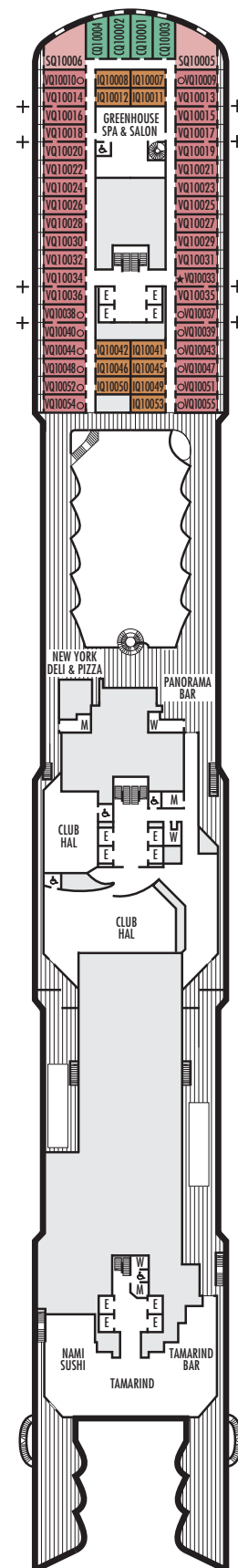
##### ■ CQ

**Large Ocean-view Spa:** 2 lower beds convertible to 1 queen-size bed, shower. Approximately 175–282 sq. ft.

#### INTERIOR SPA STATEROOMS

##### ■ IQ

**Large Interior Spa:** 2 lower beds convertible to 1 queen-size bed, shower. Approximately 143–225 sq. ft.



Panorama Deck

## KONINGS DAM

### DECK PLANS & STATEROOMS

The deck plans are color-coded by category of stateroom, and the category letter precedes the stateroom number in each room. All staterooms are equipped with interactive LED television with On Demand movies, programming and multichannel music; mini-bar; mini-safe; data port; telephone.

**Important Note:** Not all staterooms within each category have the same furniture configuration and/or facilities. Appropriate symbols within the rooms on the deck plans describe differences from the stateroom descriptions below.

All information is subject to change.

#### STATEROOM SYMBOL LEGEND

- Quad (2 lower beds, 1 sofa bed, 1 upper)
- ⊙ Triple (2 lower beds, 1 upper)
- Triple (2 lower beds, 1 sofa bed)
- ☞ Double (2 lower beds convertible to 1 king-size bed, no Murphy bed, no sofa bed)
- △ Partially obstructed view
- + Connecting rooms
- ◆ Floor-to-ceiling windows
- \* Shower only
- ▷ Uncovered verandah
- ◆ Staterooms have solid steel verandah railings instead of clear-view Plexiglas® railings
- ♣ Suites have part solid steel, part clear-view Plexiglas® verandah railings

#### ACCESSIBILITY STATEROOM SYMBOL LEGEND

- ♿ Suites SA7094, A6150 & A6148, and staterooms VA8147, VA8145, VA8134, VA8132, I-7108, I-7101, I-6131, I-6116, V5171, V5152, I-5129, I-5112, V5057, V5055, V5054, V5052, VH4167, VH4146, VH4107, VH4096, C1134, C1125, C1123, C1121 are fully accessible, roll-in shower only
- ★ Suites B8101 & SA7092 and staterooms K11049, VB11038, VQ10033, VE8142, VD7049, K6185, VC6158, V5051, V5048, FB1172 & E1165 are ambulatory accessible, shower only with small step, step into bathroom, standard interior and exterior door size

For more information regarding accessibility features on our ships please visit the [Accessibility](#) section of our website.

#### VERANDAH SUITES

##### SC

**Neptune Suites:** 2 lower beds convertible to 1 king-size bed, bathroom with dual-sink vanity, full-size whirlpool bath & shower & additional shower stall, large sitting area, private verandah, floor-to-ceiling windows. Approximately 465–502 sq. ft. including verandah.

#### VERANDAH STATEROOMS

##### VB

**Verandah:** 2 lower beds convertible to 1 queen-size bed, shower, sitting area, private verandah, floor-to-ceiling windows. Approximately 228–405 sq. ft. including verandah.

#### OCEAN-VIEW STATEROOMS

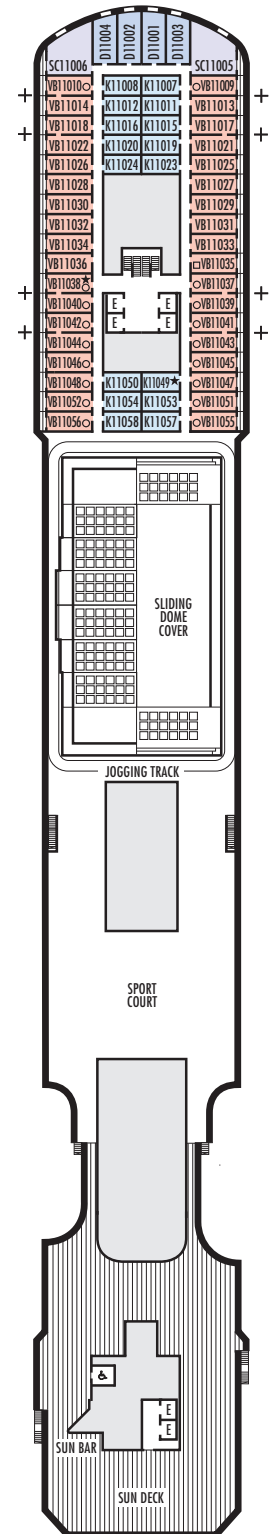
##### D

**Large:** 2 lower beds convertible to 1 queen-size bed, shower. Approximately 175–282 sq. ft.

#### INTERIOR STATEROOMS

##### K

**Standard:** 2 lower beds convertible to 1 queen-size bed, shower. Approximately 143–225 sq. ft.



Sun Deck

## KONINGSDAM

### DECK PLANS & STATEROOMS

The deck plans are color-coded by category of stateroom, and the category letter precedes the stateroom number in each room. All staterooms are equipped with interactive LED television with On Demand movies, programming and multichannel music; mini-bar; mini-safe; data port; telephone.

**Important Note:** Not all staterooms within each category have the same furniture configuration and/or facilities. Appropriate symbols within the rooms on the deck plans describe differences from the stateroom descriptions below.

All information is subject to change.

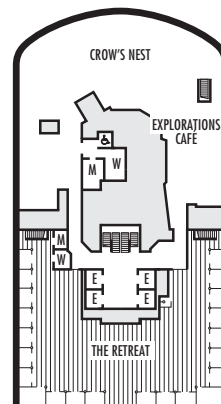
#### STATEROOM SYMBOL LEGEND

- Quad (2 lower beds, 1 sofa bed, 1 upper)
- ⊙ Triple (2 lower beds, 1 upper)
- Triple (2 lower beds, 1 sofa bed)
- ☞ Double (2 lower beds convertible to 1 king-size bed, no Murphy bed, no sofa bed)
- △ Partially obstructed view
- + Connecting rooms
- ◆ Floor-to-ceiling windows
- \* Shower only
- ▮ Uncovered verandah
- ◆ Staterooms have solid steel verandah railings instead of clear-view Plexiglas® railings
- ♣ Suites have part solid steel, part clear-view Plexiglas® verandah railings

#### ACCESSIBILITY STATEROOM SYMBOL LEGEND

- ♿ Suites SA7094, A6150 & A6148, and staterooms VA8147, VA8145, VA8134, VA8132, I-7108, I-7101, I-6131, I-6116, V5171, V5152, I-5129, I-5112, V5057, V5055, V5054, V5052, VH4167, VH4146, VH4107, VH4096, C1134, C1125, C1123, C1121 are fully accessible, roll-in shower only
- ★ Suites B8101 & SA7092 and staterooms K11049, VB11038, VQ10033, VE8142, VD7049, K6185, VC6158, V5051, V5048, FB1172 & E1165 are ambulatory accessible, shower only with small step, step into bathroom, standard interior and exterior door size

For more information regarding accessibility features on our ships please visit the [Accessibility](#) section of our website.



Observation Deck