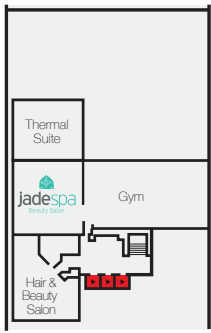
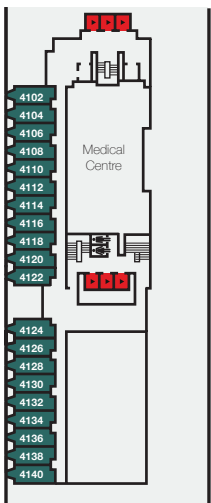


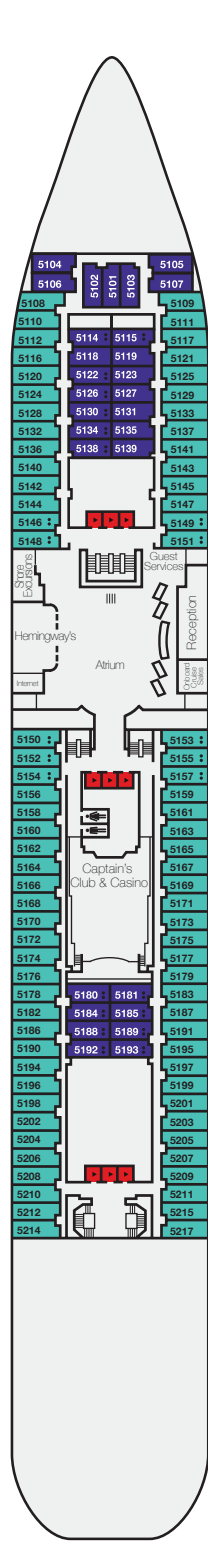
Columbus Deck Plan



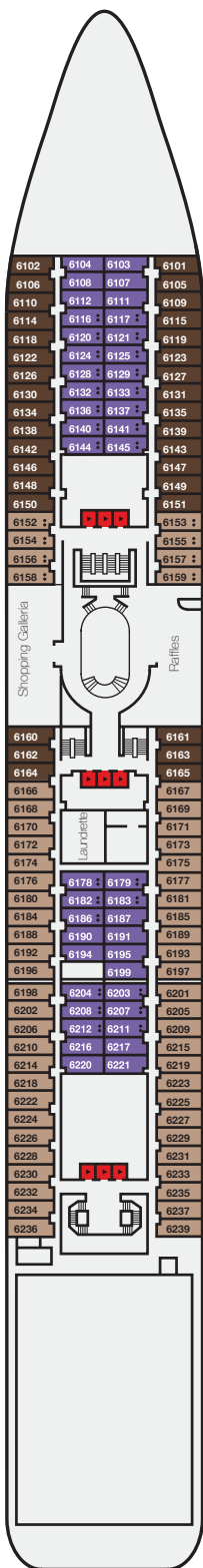
2 - Caribbean Deck



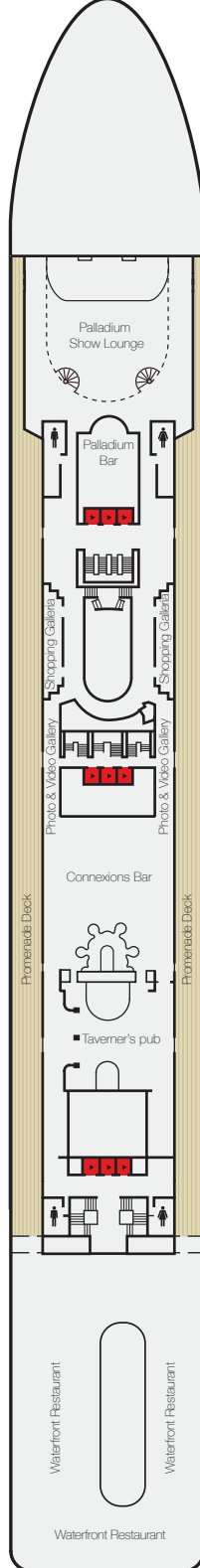
Pacific Deck 4



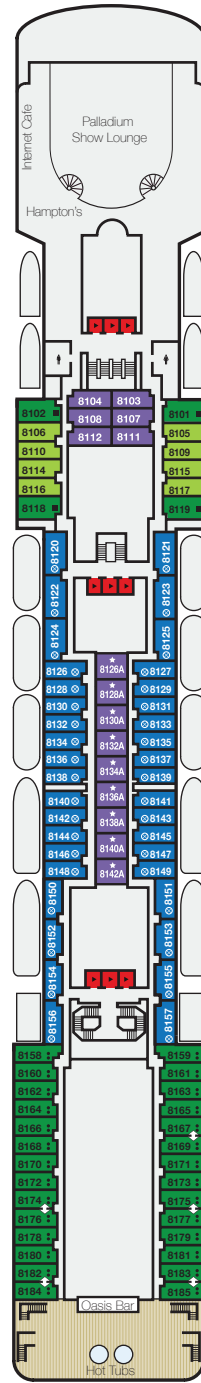
Reception Deck 5



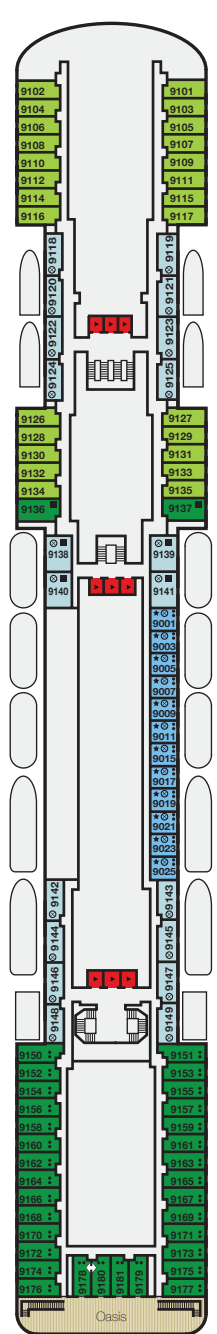
Main Deck 6



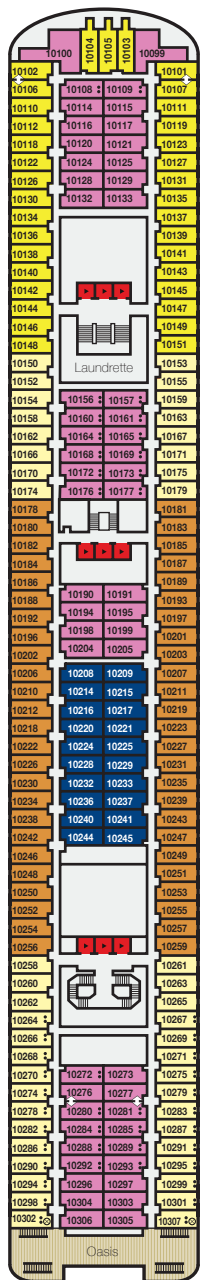
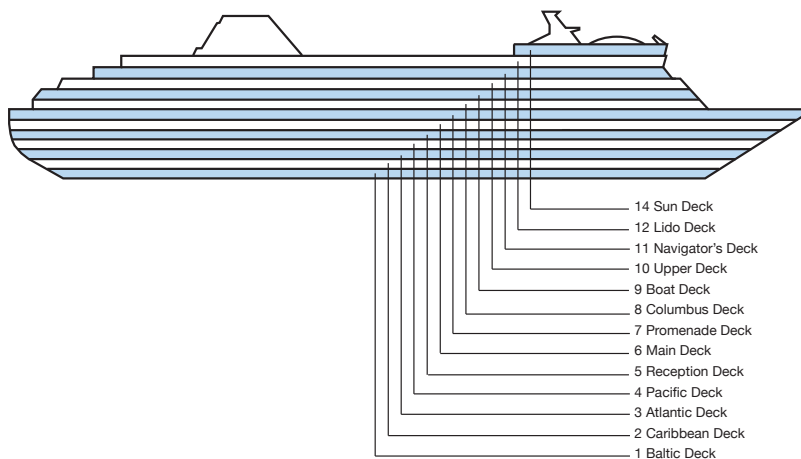
Promenade Deck 7



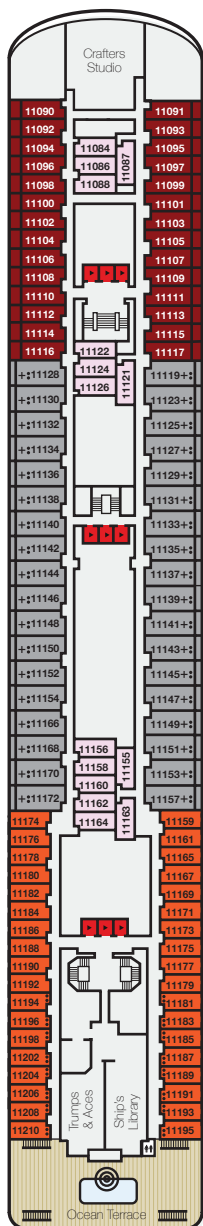
Columbus Deck 8




Boat Deck 9



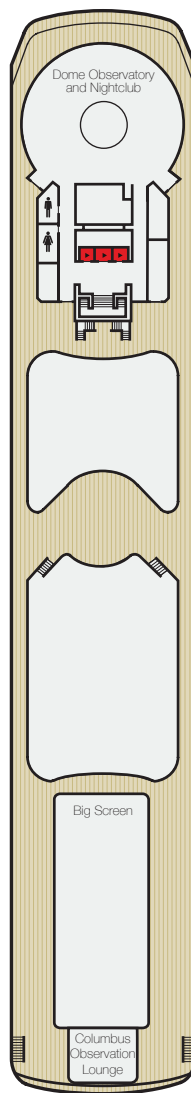
Upper Deck 10



Navigator's Deck 11



Lido Deck 12



Sun Deck 14

CABIN CATEGORY LEGEND

Grey	Cat JS	Junior Suite
Dark Red	Cat DL	De Luxe Balcony
Red	Cat 12	Premium Twin
Orange	Cat 11	Superior Plus Twin
Yellow	Cat 10	Superior Single
Light Green	Cat 9	Superior Twin
Green	Cat 8S	Standard Plus Single
Light Blue	Cat 8	Standard Plus Twin
Dark Blue	Cat 7S	Standard Single
Blue	Cat 7	Standard Twin
Light Blue	Cat 6	Standard Twin
Teal	Cat 6P	Standard Twin (Port Hole)
Light Blue	Cat 6B	Standard Twin*
Dark Blue	Cat 6BS	Standard Single*
Blue	Cat 6C	Standard Twin*
Dark Blue	Cat 5	Superior Single (Inner)
Light Blue	Cat 4	Premium Twin (Inner)
Light Blue	Cat 3	Superior Twin (Inner)
Dark Blue	Cat 2	Standard Plus Twin (Inner)
Dark Blue	Cat 1	Standard Twin (Inner)

All categories with ocean view unless stated
 Cabins that are partially/fully obstructed are marked \otimes
 All single cabins can convert to twin bedded
 Most twin cabins convert to double bedded

SYMBOL LEGEND

- Lift
- \otimes Partially or fully obstructed view
- \bullet Third and/or fourth berths (ceiling foldaway)
- +
- ★ Cabin with two lower beds that cannot be pushed together & additional pullman berth
- Wheelchair accessible cabins with facilities for the disabled
- \diamond Interconnecting cabins

Columbus Deck Plan 2018 UK Edition.

This plan shows the location of cabins and public areas only as a guide. It is not drawn to scale. The cabin and public room configurations are believed to be correct at the time of production.